


Side plate style meters with 75 mm or 150 mm borosilicate glass tube and 316L stainless steel or brass connections. Valves optional. Available with Hastelloy®C-276 construction for greater chemical resistance.



DESCRIPTION

Metering Tube	Borosilicate Kinglass®
Internal Components	316L SS
Fitting Material	Brass or 316L SS
Inlet/Outlet Fittings	FNPT, horizontal Control valve optional
O-Ring	Standard: Viton Optional: Buna N, EPR, and Kalrez®

PERFORMANCE

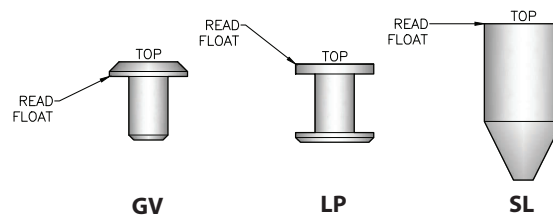
Capacities	Water 0.48 to 7.4 GPM Air 2 to 20 SCFM
Scale	75 mm (3"), 150 mm (6") direct reading, detachable
Accuracy	± 5% of full scale flow, 75 mm ± 3% of full scale flow, 150 mm
Turndown	10:1
Repeatability	1%
Maximum Temperature	Liquid 200° F (93° C) Gases 250° F (121° C)
Maximum Pressure	200 psig
Ambient Temperature	33° F to 125° F (1° C to 52° C)

OPTIONS

Certified Calibrations	Conform to ISA RP 16.6
Scales	Any volumetric unit

FLOATS

Options for rotameter float materials and designs extend flow ranges for different fluids within a given rotameter tube design.



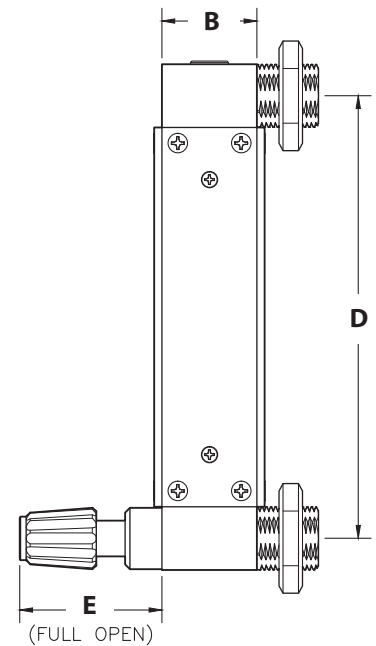
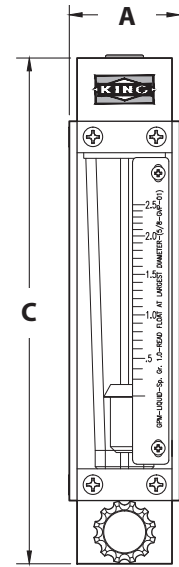
75mm (3") Scale Models								
Order Number	Full Scale Flow			Float Number	Float Type	Tube Size	Tube Number*	
	Water		Air					
	GPM	LPM	SCFM	SLPM				
3G1	.48	1.8	2.0	56	1/2-LPG-04	LP	.50"	1/2-24-G-3
3G2	1.0	3.8	4.0	112	1/2-LPG-05	LP	.50"	1/2-24-G-3
3G3	2.0	7.6	8.2	230	1/2-SLG-01	SL	.50"	1/2-24-G-3
3P1	2.5	9.4	10.0	280	5/8-GVP-01	GV	.625"	5/8-29-P-3
3P2	4.0	15.0	20.0	560	5/8-SLP-01	SL	.625"	5/8-29-P-3
3P3	5.6	21.0	—	—	5/8-SLP-02	SL	.625"	5/8-29-P-3
3P4	7.4	28.0	—	—	5/8-SLP-03	SL	.625"	5/8-29-P-3

150mm (6") Scale Models								
Order Number	Full Scale Flow			Float Number	Float Type	Tube Size	Tube Number*	
	Water		Air					
	GPM	LPM	SCFM	SLPM				
6G1	0.5	1.9	2.0	57	1/2-LPG-04	LP	.50"	1/2-24-G-6
6G2	1.0	3.8	4.2	118	1/2-LPG-05	LP	.50"	1/2-24-G-6
6G3	2.0	7.6	8.2	230	1/2-SLG-01	SL	.50"	1/2-24-G-6
6P1	2.5	9.4	10.0	280	5/8-GVP-02	GV	.625"	5/8-32-P-6
6P2	4.0	15.0	20.0	560	5/8-SLP-04	SL	.625"	5/8-32-P-6
6P3	5.6	21.0	—	—	5/8-SLP-05	SL	.625"	5/8-32-P-6
6P4	7.4	28.0	—	—	5/8-SLP-06	SL	.625"	5/8-32-P-6

* Tubes designated "G" have rib-guided floats.
Tubes designated "P" have pole-guided floats.

Order Number	Dimensions (Inches)				
	A	B	C	D	E
75mm(3") Scale Models					
3G1-3P4	1.75	1.50	8.00	7.00	2.25
150mm (6") Scale Models					
6G1-6P4	1.75	1.50	11.57	10.57	2.25

DIMENSION DIAGRAMS



ORDERING:

Use the following guide to determine the specific product number you require.

Meter Series	Order Number	Fitting Material	O-Ring Material	Scale	Valve Option
7 4 5	See Specifications	Brass - 3/8" FNPT - 1 316L SS - 3/8" FNPT - 2	EPR - 1 Buna-N - 2 Viton® - 3 Kalrez® - No Valve - 4 Kalrez® - Valve - 5	Millimeter - 1 GPM Water@70°F - 2 LPM Water@70°F - 3 SCFM Air@STP - 4 SLPM Air@STP - 5 Non standard - 6	Brass - Inlet - 1 Brass - Outlet - 2 No Valve - 3 316L SS - Inlet - 4 316L SS - Outlet - 5